

BODYTECTM



BODYTECTM

WWW.BODYTEC.IN

Welcome to Our World of Excellence

Who We Are

Since 1996, **BODYTEC FITNESS EQUIPMENT COMPANY** has been a pioneer in gym equipment manufacturing, shaping the industry with nearly three decades of expertise. Our commitment to excellence is evident in every machine we produce. From our **cutting-edge manufacturing facility**, we create **biomechanically superior equipment that effortlessly combines function, durability, and aesthetic appeal**. Every machine is meticulously crafted to deliver both precision and endurance, with robust strength designed to withstand even the most intense workouts. We go beyond simply offering high-quality equipment, providing our clients with an exceptional user experience and the peace of mind that comes with our **lifetime warranty** on all machine frames.

At BODYTEC FITNESS, **customer satisfaction is at the core of everything we do**. We provide **comprehensive after-sales service**, ensuring your equipment continues to perform at peak efficiency. From seamless installations to outstanding customer support, we stand by our products, ensuring they meet your evolving needs for years to come. Whether you're outfitting a professional gym or creating a personal fitness space, trust BODYTEC FITNESS to deliver equipment that is built to last.



MISSION

At BODYTEC FITNESS EQUIPMENT COMPANY

our mission is to design and manufacture premium gym equipment that sets new standards for biomechanics, durability, and user satisfaction.

We empower fitness enthusiasts and professionals alike with equipment that enhances performance and promotes a healthier lifestyle.

By focusing on innovation, reliable after-sales service and superior customer support, we build long-lasting partnerships with our customers around the world.

VISION

Our vision is to become the global leader in gym equipment manufacturing, renowned for our cutting-edge designs, exceptional quality, and unbeatable reliability. We strive to continually raise the bar in fitness technology while fostering a culture of health and wellness. At BODYTEC FITNESS, we envision a world where our equipment helps shape stronger, healthier communities, all supported by unmatched after-sales support and lifetime guarantees on our machine frames.

R&D

At BODYTEC FITNESS, innovation drives everything we do. Our **dedicated R&D team, made up of engineers and fitness experts, continually studies biomechanics**, human anatomy, and emerging fitness trends to develop machines that deliver optimal results. With a **focus on safety, comfort, and performance**, we incorporate ergonomic precision and cutting-edge technology into every design. By listening to industry feedback and integrating the latest advancements, we stay ahead in the competitive fitness equipment market.



CUSTOMER SATISFACTION IS OUR CORE VALUE

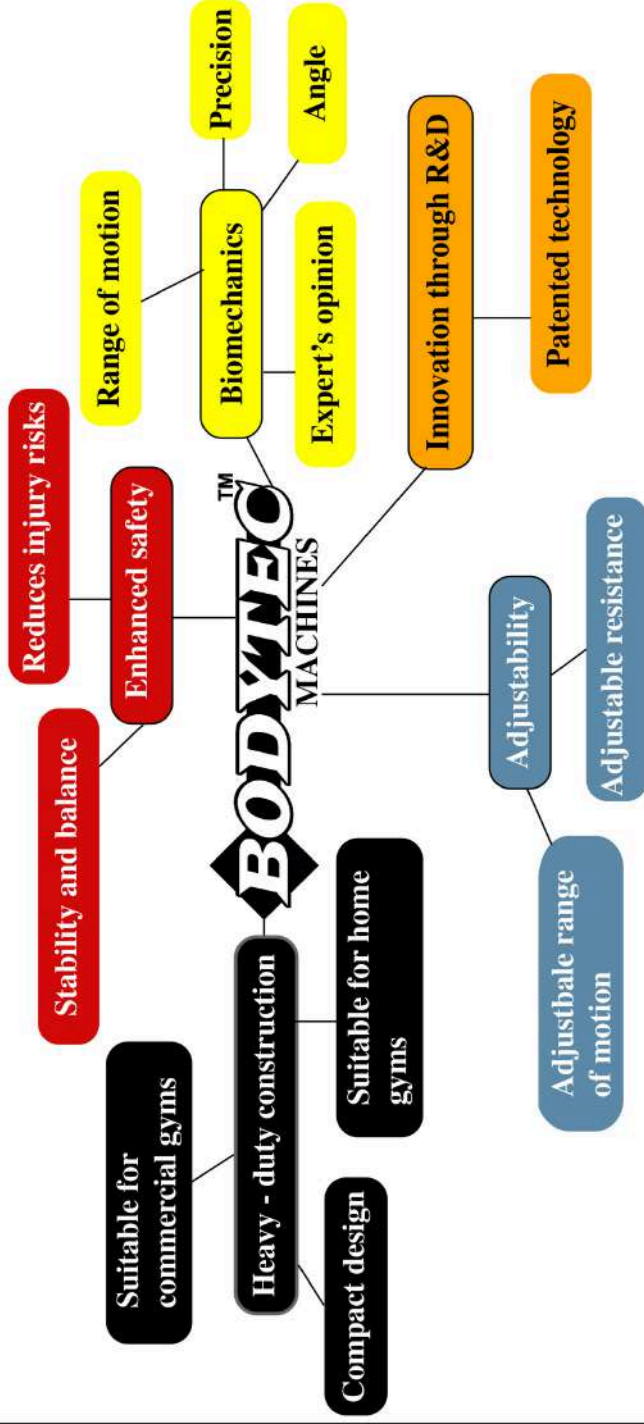


Customer Delight through Best-Quality Machine Installation and Support

At BODYTEC FITNESS, our relationship with customers doesn't end with the sale—it's just the beginning. We are committed to delivering **superior sales after service, providing lifetime replacement guarantees on machine frames** and ensuring that your equipment performs flawlessly for years to come. Our expert installation team ensures every machine is set up according to safety standards and optimized for performance.

Post-installation, we offer **comprehensive support services**, including equipment training, maintenance tips, and round-the-clock customer service. With BODYTEC, you can trust that you're not just investing in world-class equipment but also in a brand that stands behind you, ensuring long-term success and satisfaction on your fitness journey

How Bodytec works



BODYTECTM



**ENDUROMAX
SERIES**

STAIR CLIMBER**B/C/SC-001**

- Max load weight : 200 kgs
- Area : 1456 cm
- Voltage : 220V
- Machine size : L:1450mm
* W:880mm*
H:2140mm
- Size: 1350*950*1300
- N.W.: 205K

**LADDER CLIMBER****B/C/LC-002**

- Machine Size : 198*110*200cm
- Machine NW/GW : 650kg/700kg
- Color : Black
- Steel Tube:Q235, 3mm
oval tube
- Pulley: Cast iron D 106*20mm



TREADMILL

B/C/T-003

- Treadmill Type: Heavy duty commercial use
- Interface console Type: Led Dot Matrix
- Readouts: Time,Speed, Distance,
- Calories,Incline
- Moter type: Noiseless A.C. Moter
- Moter: 4HP , 8HP Peak
- Speed: 1 to 20 km/Hr
- Incline: 20 Levels
- T3.2 mm Germany Belt
- Exact Belt Area: 600*3510mm
- Power Cord: 16A AC 250V
- User weight: 240kg



- Treadmill Type: Heavy duty commercial use
- Interface console Type: Led Dot Matrix
- Readouts: Time,Speed, Distance,
- Calories,Incline
- Moter type: Noiseless A.C. Moter
- Moter: 4HP , 8HP Peak
- Speed: 1 to 20 km/Hr
- Incline: 20 Levels
- T3.2 mm Germany Belt
- Exact Belt Area: 600*3510mm
- Power Cord: 16A AC 250V
- User weight: 240kg



TREADMILL

B/C/T-004

- Treadmill Type: Heavy duty commercial use
- Interface console Type: Led Dot Matrix
- Readouts: Time,Speed, Distance,
- Calories,Incline
- Moter type: Noiseless A.C. Moter
- Moter: 4HP , 8HP Peak
- Speed: 1 to 20 km/Hr
- Incline: 20 Levels
- T3.2 mm Germany Belt
- Exact Belt Area: 600*3510mm
- Power Cord: 16A AC 250V
- User weight: 240kg



- Motor : 2.5HP AC (5 HP Peak)
- Auto Incline : 1-22
- Speed : 1-22 Kmph
- Interface console Type: Led Dot Matrix
- User Weight : 150 Kg
- Walking Area : 520*1405mm
- 8 Elastomers shock absorbing system
- Interface console Type: Led Dot Matrix
- Readouts: Time, Speed, Distance,
- Calories,Incline



CURVE TREADMILL

B/C/CT-005

- Motion Mode : 3 Types
- Brake mode : Magnet resistance adjustment
- Running Belt : Segmented mechanical running belt
- Driving Mode : Gravity Action
- Treadmill Size : 1730x900x1580mm
- Speed limit range : 0-20Kmph
- Packing Size : 1860x1000x650mm
- Max Capacity : 200kg



AB COASTER

B/C/AC-006

- Dimension(LxWxH) : 46"x37"x56"
- MIC Weight : 56.5 kgs
- Main Tube thickness : 2.0mm
- Knee pad size : 410x380x80mm



CROSS TRAINER

B/C/CT-007

- Size : 2080*780*1690 mm
- User Weight : 200KG
- Product Weight : 110 kg
- Resistance Levels : 1-16 levels
- Unique inclined elliptical motion for better results.
- Internal generator ensures no drag/jerks in motion
- Display Shows : Time,Speed, Distance, Calories,Contact Heart Rate
- Led display for better view



ELLIPTICAL TRAINER

B/C/ET-008

- Display: LED
- Display reading :Speed, Time, Distance, Calories, Pulse, Recovery, User Program, Watt Program, HRC,
- Stride length : 21"
- Resistance: 32 Levels
- Program: 12
- Tension control : Self generator
- Product dimension :79"x24"x65"
- Features : Hand held Heart Rate, Heavy Foot Pedal, Moving Wheel, Dual Arm Drive, I Pad Holder, User Program(4), Water Bottle Holder



CROSS TRAINER

B/C/CT-009

- Size : 2080*780*1690 MM
- G.W: 102kg
- Max user weight : 150 KG
- Smooth Transmission and silent belt
- Computer main function : Scan, Time,Speed
- Distance,Calories, Pulse Recovery, Body fat
- Resistance Levels : 8 levels
- inner magnetic wheel with two
- ways systems
- Heart-Rate monitoring chip
- Magnetic control Bi-Directional Wheel



CROSS TRAINER

B/C/CT-010

- Size : 54"(L) X 21"(W) X 54" (H)
- Fly Wheel : 25 Kg Metal
- High Inertia fly Wheel Self balancing,
- Close Spacing, Fit to any size user pedals
- All frame structures electro statically powder coated to ensure maximum corrosion & chip resistance



UPRIGHT BIKE

B/C/UB-011

- Display: LED
- Display reading : peed, Time, Distance,
- Calories, Pulse, Recovery, User Program,
- Watt Program, HRC, Tension control
- (self generator)
- Resistance: 32 Levels
- Max user weight : 150 kgs
- Flywheel : 8kgs
- Product dimension : 44"x23"x57"
- Features : Adjustable Seat, Hand hold
Heart Rate, Moving Wheel, , User Program



RECUMBENT BIKE

B/C/RB-012

- Display: LED
- Display Reading : Peed, Time, Distance
Calories, Pulse, Recovery, User Program
- Watt Program, HRC, Tension control
- (self generator)
- Resistance : 32 Levels
- Max user weight : 150 kgs
- Flywheel : 8kgs
- Product dimension : 63"x23"x47"
- Features : Adjustable Seat, Hand hold
Heart Rate, Moving Wheel, , User Program



WATER ROWER

B/C/WR-013

- Dimension(L/W/H):2160*560*570mm
- Packing(L/W/H):2270*630*610mm
- Weight(NW/GW):45kg/73kg
- Resistance mode: Water resistance, Five gear adjustable resistance
- Max Load Capacity: 200kg



AIR ROWER

B/C/AR-014

- Product Dimension : 107"x20.6"x43"
- Display Type : 4 Colour LCD Display with Blue Backlight
- Display Reading : Time, Stroke, Distance, Calories, Pulse,
- Speed, SPM Recovery, Watt, HRC.
- Programs : 12 Programs
- Features : Fan & Magnetic Resistance System,
- High Sealing Position Design Comfort and big saddle.



AIR BIKE

B/C/AB-015

- Monitor Display : LCD Screen
- Size : 1293*592*1229 mm
- Weight : 55Kg
- Heavy Duty Steel Frame eliminates side-to-side movement
- 25" diameter steel fan
- Hybrid seat with multi-adjustment options
- Industrial powder coating for durability
- 20 sealed cartridge bearings, utilized in every pivot



TYRE FLIP

B/C/TF-016

- Size : 1293*592*1229mm
- Color : Black and Yellow
- Weight : 55Kg
- MOQ / Application : Home Use
- Weight : 55Kg



SPIN BIKE

B/C/SB-017

- Superior Styling for Flamboyance
- Very Sturdy & Rock Soli Design
- Rear Flywheel Internationally Preferred Design
- Jerk Free Belt Driven Internal Mechanism
- Magnetic Controlled Flywheel Resistance,
- for Smoother & Even Controlled Pressure
- > 5 Levels Adjustments Lever
- > Durable Cast Aluminium Pedal
- > Seat/Handle Post Aluminium
- • User Weight : 175 kg
- Product Weight : 90 kg



SPIN BIKE

B/C/SB-018

- Superior Styling for Flamboyance
- Very Sturdy & Rock Soli Design
- Rear Flywheel Internationally Preferred Design
- Jerk Free Belt Driven Internal Mechanism
- Magnetic Controlled Flywheel Resistance,
- for Smoother & Even Controlled Pressure
- > 5 Levels Adjustments Lever
- > Durable Cast Aluminium Pedal
- > Seat/Handle Post Aluminium
- • User Weight : 175 kg
- Product Weight : 90 kg



SPIN BIKE

B/C/SB-019

- Full Body Covered Design
- Drive system – Manual
- Saddle – Four way adjustable saddle, Ensure A great Fit for Riders
- Flywheel – 24 kgs Heavy Duty Flywheel for Excellent Drive & Realistic Pedalling
- Transmission Mode : Smooth & Silent Belt Transmisson
- Additional Features : Stepless Resistance Adjustable System with Emergency
- Brake System with Water Bottle Holder
- Machine Weight : 70kg
- Available Colour : Black and Yellow
- User Weight : 165 kg



SPIN BIKE

B/C/SB-020

- Size : 1225 x 630 x 1170 mm
- Weight : 55KG
- Press Type Braking System
- User Weight : 120 Kgs
- Seat Adjustment : Front/Back and Up/Down
- Pedal Straps for Better Grip



BODYTECTM



**STRENGTH
SERIES**





MAXIMUS SERIES





B/LF/SLC-001

SEATED LEG CURL / LEG EXTENSION

- Dual-Purpose Efficiency
 - Quick-Switch Mechanism
 - Custom Fit Adjustability
 - Heavy-Duty construction
 - Smooth Resistance System
 - Ergonomic Comfort Design
 - User-Friendly Operation
 - Compact Footprint
 - Enhanced Safety Features
 - Premium Aesthetic Appeal
- LENGTH : 58 INCHES
 - WIDTH : 40 INCHES
 - HEIGHT : 61 INCHES
 - WEIGHT : 264 KG
 - STACK WEIGHT : 100 KG



B/LF/PLC-002

PRONE LEG CURL / LEG EXTENSION

- Rehabilitation and Strength Training
- Targeted Muscle Activation
- Ergonomic Design
- Adjustable Resistance
- Durable Construction
- Smooth Motion Technology
- Compact Footprint
- Enhanced User Comfort
- LENGTH : 70 INCHES
- WIDTH : 44 INCHES
- HEIGHT : 61 INCHES
- WEIGHT : 260 KG
- STACK WEIGHT : 100 KG



B/LF/MP-003

MULTI-PRESS


- Comprehensive Upper Body Workout
- Heavy-Duty Construction
- User-Friendly Design
- Multiple Grip Options
- Smooth Weight Stack System
- Ergonomically Designed for Maximum Performance
- Compact and Space-Saving Design
- LENGTH : 77 INCHES
- WIDTH : 52 INCHES
- HEIGHT : 61 INCHES
- WEIGHT : 260 KG
- STACK WEIGHT : 100 KG



B/LF/SP-004

SHOULDER PRESS

- Adjustable Seat and Backrest
- Natural range of motion
- ergonomic handle positioning
- Smooth Resistance System
- Compact and Durable Build
- LENGTH : 60 INCHES
- WIDTH : 64 INCHES
- HEIGHT : 61 INCHES
- WEIGHT : 250 KG
- STACK WEIGHT : 100 KG



B/LF/HAA-005

HIP ABDUCTOR ADDUCTOR

- Dual Functionality for Complete Lower Body Workout
- Biomechanically Accurate Design
- Ergonomically Designed Padding
- Adjustable Range of Motion
- Durable, Low-Maintenance Build
- Compact Footprint
- Precision Weight Stack System
- LENGTH : INCHES
- WIDTH : INCHES
- HEIGHT : INCHES
- WEIGHT : KG
- STACK WEIGHT : 100 KG



B/LF/SR-006

SEATED ROW

- Optimal Joint Movement and range of motion-safe and effective workout
 - Full engagement of the primary and secondary muscles
 - Enhanced posture support
 - Precise Design
 - Long-Lasting Durability
 - Better Adjustability
 - Smoother Workouts
 - Space Efficiency
 - High Comfort Levels
- **LENGTH :** 49 INCHES
 - **WIDTH :** 40 INCHES
 - **HEIGHT :** 77 INCHES
 - **WEIGHT :** 258 KG
 - **STACK WEIGHT :** 100 KG



B/LF/BC-007

BICEPS CURL

- Targeted Muscle Isolation
- Ergonomic Design
- Smooth Operation
- Adjustable Seat and Arm Pads
- Durable Construction
- Compact Footprint
- Easy to Use
- Enhanced Safety Features:
- Aesthetic Appeal
- Low Maintenance
- LENGTH : INCHES
- WIDTH : INCHES
- HEIGHT : INCHES
- WEIGHT : KG
- STACK WEIGHT : 100 KG



**ARCH
SERIES**






B/HS/RD-001

REAR DELT / PEC FLY

- Dual-Function Design
- Enhanced Muscle Activation
- Comfort and Safety
- Compact and Space-Saving
- Joint-Friendly Biomechanics
- Adjustable for Perfect Posture
- Controlled Range of Motion
- LENGTH : 50 INCHES
- WIDTH : 63 INCHES
- HEIGHT : 81 INCHES
- WEIGHT : 250 KG
- STACK WEIGHT : 100 KG



B/HS/LPD-002

LAT PULL DOWN / ROW

- Biomechanically Sound
- Heavy- Duty Construction
- Compact Space-Saving Design
- Durable Powder-Coat Finish
- Customizable Grip Attachments
- Adjustable Thigh Pads
- Smooth Cable System
- LENGTH : 85 INCHES
- WIDTH : 38 INCHES
- HEIGHT : 90 INCHES
- WEIGHT : 250 KG
- STACK WEIGHT : 100 KG



B/HS/SLC-003

SEATED LEG CURL / EXTENSION

- Dual-Purpose Efficiency
- Quick-Switch Mechanism
- Custom Fit Adjustability
- Heavy-Duty construction
- Smooth Resistance System
- Ergonomic Comfort Design
- User-Friendly Operation
- Compact Footprint
- Enhanced Safety Features
- Premium Aesthetic Appeal
- LENGTH : 58 INCHES
- WIDTH : 40 INCHES
- HEIGHT : 61 INCHES
- WEIGHT : 264 KG
- STACK WEIGHT : 100 KG



B/HS/MP-004

MULTI – PRESS

- Comprehensive Upper Body Workout
- Heavy-Duty Construction
- User-Friendly Design
- Multiple Grip Options
- Smooth Weight Stack System
- Ergonomically Designed for Maximum Performance
- Compact and Space-Saving Design
- LENGTH : 77 INCHES
- WIDTH : 52 INCHES
- HEIGHT : 61 INCHES
- WEIGHT : 260 KG
- STACK WEIGHT : 100 KG



B/HS/MP-004

HIP THRUST

- LENGTH : 50 INCHES
- WIDTH : 42 INCHES
- HEIGHT : 60 INCHES



B/HS/MP-004

ASSISTED DIP CHIN MACHINE

LENGTH : 58 INCHES

WIDTH : 46 INCHES

HEIGHT : 85 INCHES

WEIGHT STACK : 220LBS / 100KG

BODYTECTM



GS





B/GS/LPD-001

LAT PULL DOWN / ROW

- Biomechanically Sound
- Heavy- Duty Construction
- Compact Space-Saving Design
- Durable Powder-Coat Finish
- Customizable Grip Attachments
- Adjustable Thigh Pads
- Smooth Cable System
- LENGTH : 85 INCHES
- WIDTH : 38 INCHES
- HEIGHT : 90 INCHES
- WEIGHT : 250 KG
- STACK WEIGHT : 100 KG



B/GS/RD-002

REAR DELT / PEC FLY

- Dual-Function Design
- Enhanced Muscle Activation
- Comfort and Safety
- Compact and Space-Saving
- Joint-Friendly Biomechanics
- Adjustable for Perfect Posture
- Controlled Range of Motion
- LENGTH : 50 INCHES
- WIDTH : 63 INCHES
- HEIGHT : 81 INCHES
- WEIGHT : 250 KG
- STACK WEIGHT : 100 KG



B/GS/SLC-003

SEATED LEG CURL / EXTENSION

- Dual-Purpose Efficiency
- Quick-Switch Mechanism
- Custom Fit Adjustability
- Heavy-Duty construction
- Smooth Resistance System
- Ergonomic Comfort Design
- User-Friendly Operation
- Compact Footprint
- Enhanced Safety Features
- Premium Aesthetic Appeal
- LENGTH : 58 INCHES
- WIDTH : 40 INCHES
- HEIGHT : 61 INCHES
- WEIGHT : 264 KG
- STACK WEIGHT : 100 KG



B/GS/MP-004

MULTI-PRESS

- Comprehensive Upper Body Workout
- Heavy-Duty Construction
- User-Friendly Design
- Multiple Grip Options
- Smooth Weight Stack System
- Ergonomically Designed for Maximum Performance
- Compact and Space-Saving Design
- LENGTH : 77 INCHES
- WIDTH : 52 INCHES
- HEIGHT : 61 INCHES
- WEIGHT : 260 KG
- STACK WEIGHT : 100 KG



HORNET SERIES





B/FW/ICP-001

INCLINE CHEST PRESS

- LENGTH : 1185 MM
- WIDTH : 1660 MM
- HEIGHT : 1720 MM
- WEIGHT : 140 KG



B/FW/DCP-002

DECLINE CHEST PRESS

- LENGTH : 1035 MM
- WIDTH : 1900 MM
- HEIGHT : 1680 MM
- WEIGHT : 160 KG



B/FW/WCP-003

WIDE CHEST PRESS

- LENGTH : 1270 MM
- WIDTH : 1740 MM
- HEIGHT : 1775 MM
- WEIGHT : 140 KG



B/FW/SP-004

SHOULDER PRESS

- LENGTH : 1270 MM
- WIDTH : 1525 MM
- HEIGHT : 1520 MM
- WEIGHT : 140 KG



B/FW/SP-004

INCLINE CHEST FLY

- LENGTH : 1524 MM
- WIDTH : 1270 MM
- HEIGHT : 1016 MM



B/FW/LPD-005

LAT PULL DOWN

- LENGTH : 1750 MM
- WIDTH : 1130 MM
- HEIGHT : 1960 MM
- WEIGHT : 140 KG



B/FW/SR-006

SEATED ROW

- LENGTH : 1430 MM
- WIDTH : 1400 MM
- HEIGHT : 1300 MM
- WEIGHT : 157 KG



B/FW/BCM-007

BICEPS CURL MACHINE

- LENGTH : 1310 MM
- WIDTH : 1290 MM
- HEIGHT : 1635 MM
- WEIGHT : 140 KG



B/FW/LP-008

LEG PRESS

- LENGTH : 2045 MM
- WIDTH : 1455 MM
- HEIGHT : 1320 MM
- WEIGHT : 265 KG



B/FW/FT-009

FUNCTIONAL TRAINER

- LENGTH : 2670 MM
- WIDTH : 1800 MM
- HEIGHT : 2650 MM
- WEIGHT : 372 KG
- STACK
WEIGHT : 200 KG



B/FW/CCO-010

CABLE CROSS OVER

- LENGTH : 1633 MM
- WIDTH : 1080 MM
- HEIGHT : 2250 MM
- WEIGHT : 352 KG
- STACK
WEIGHT : 200 KG



B/FW/SM-011

SMITH MACHINE

- LENGTH : 2300 MM
- WIDTH : 1400 MM
- HEIGHT : 2500 MM
- WEIGHT : 244 KG



B/FW/SMWSR-012

SMITH MACHINE WITH SQUAT RACK

- LENGTH : 1633 MM
- WIDTH : 1080 MM
- HEIGHT : 2250 MM
- WEIGHT : 283 KG



B/FW/SS-013

SUPER SQUAT

- LENGTH : 1633 MM
- WIDTH : 1080 MM
- HEIGHT : 2250 MM
- WEIGHT : 283 KG



B/FW/LPWHS-014

LEG PRESS WITH HACK SQUAT

- LENGTH : 2345 MM
- WIDTH : 1650 MM
- HEIGHT : 1490 MM
- WEIGHT : 320 KG



B/FW/45DLP-015

45 DEGREE LEG PRESS

- LENGTH : 2345 MM
- WIDTH : 1650 MM
- HEIGHT : 1490 MM
- WEIGHT : 320 KG



CROSSFIT 360





B/C360/C360-001

CROSSFIT 360

- LENGTH : 4500 MM
- WIDTH : 4000 MM
- HEIGHT : 2500 MM
- WEIGHT : 620 KG



BENCH



B/GB/HE-001



HYPER EXTENSION

SIZE : 1130 X 920 X 750 MM

B/GB/SB-002



SCOTT BENCH

SIZE : 1340 X 780 X 940 MM

B/GB/AB-003



ADJUSTABLE BENCH

SIZE : 1400 X 670 X 440 MM

B/GB/SC-004



SEATED CALF

SIZE : 1460 X 630 X 1000 MM

B/GB/AWB-005



ADJUSTABLE WEB BOARD

SIZE : 1660 X 670 X 770 MM

B/GB/FB-006



FLAT BENCH

SIZE : 1420 X 570 X 430 MM



B/GB/UB-007

UTILITY BENCH

SIZE : 1200 X 670 X 840 MM



B/GB/DR-008

DUMBBELL RACK

SIZE : 2480 X 750 X 805 MM



B/GB/PT-009

PLATE TREE

SIZE : 760 X 630 X 1140 MM



B/GB/WC-0010

WRIST CURL

SIZE : 535 X 640 X 950 MM



B/GB/DT-011

DUAL TWISTER

SIZE : 1720 X 490 X 1270 MM




B/GB/ILR-012

INCLINE LEVER ROW

SIZE : 1800 X 1000 X 1160 MM

B/GB/OFB-013



OLYMPIC FLAT BENCH

SIZE : 1670 X 1660 X 1230 MM

B/GB/OIB-014



OLYMPIC INCLINE BENCH

SIZE : 1980 X 1660 X 1400 MM

B/GB/ODB-015



OLYMPIC DECLINE BENCH

SIZE : 2060 X 1660 X 1220 MM

B/GB/SR-016



SQUAT RACK

SIZE : 1780 X 1680 X 1790 MM

B/GB/PR-017



POWER RACK

SIZE : 1480 X 1330 X 2290 MM

B/GB/VKR-018



VERTICAL KNEE RAISE

SIZE : 1140 X 1350 X 2280 MM



SEAL BOATING

- LENGTH : 50
- WIDTH : 46
- HEIGHT : 38

WEIGHT AND DUMBBELL



PVC COATED DUMBBELL



RUBBER COATED DUMBBELL



PVC COATED DUMBBELL



RUBBER COATED DUMBBELL



BODYTECTM



**GYM
ACCESSORIES**



**MULTI GYM-4
STACK**
INR 20,000/-



BODY VIBRATOR



SISSY SQUAT



**A-SHAPED
DUMBBELL RACK**



**OLYMPIC BAR
STAND**



**OLYMPIC BAR
STAND**



WEIGHING SCALE



5KW SERVO



T-BAR STAND



SLEDGE



TANK SLEDGE



HAMMER



KETTLE BELL



**CAPTAIN AMERICA
DUMBBELLS**



**BOUNCER
DUMBBELLS**



**HEXA
DUMBBELLS**



**ADJUSTABLE
DUMBBELL**



**VINYL
DUMBBELLS**



**NEOPRENE
DUMBBELLS**



**TRIANGLE
WEIGHT PLATES**



**FINGERCUT
WEIGHT PLATES**



**CAPTAIN AMERICA
WEIGHT PLATES**



**BUMPER
WEIGHT PLATES**



**DUAL HANDLE
MEDICINE BALL**



MEDICINE BALL



SLAM BALL



BOSU BALL



GYM BALL



BANANA BAG



**STRENGTH
CORE BAG**



**SUSPENSION
STRAP (TRX)**



**BALANCE
BOARD**



AB WHEEL



ARM BLASTER



LOOP BAND



ROMAN RINGS



**HALF MEN
PUNCHING BAG**



**STANDING
PUNCHING BAG**




**PUNCHING BAG
HANGING**



**PUNCHING
GLOVES**



AEROBIC STEPPER



ADJUSTABLE STEPPER



AEROBIC WEIGHT BAR



VIPER




LEATHER WEST BELT



AGILITY LADDER



CONE



HURDELLS



YOGA MATT



LEATHER YOGA MAT



YOGA MAT



SOFT YOGA BLOCK



ANKLE WEIGHT



WRIST WEIGHT



PUSH UP BAR



PUSH UP BAR



CHROME PUSH-UP BAR



HAND GRIP



RESISTANCE BAND



RESISTANCE BAND



**RUBBER
FLOORING**



**GRASS
FLOORING**



VINYL FLOORING



YOGA ROLLER



BATTLE ROPE



CLIMING ROPE



AB MAT



AB STRAP



SOFT PLYO BOX



METAL PLYO BOX



**WOODEN
PLYO BOX**



**FIXED
BAR BELL**



SPRING COLLER



OLYMPIC BAR LOCK



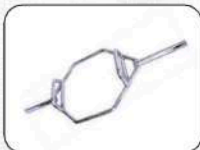
**OLYMPIC STRAIGHT
LOCK**



EZ BAR



BOX BAR



TRAP BAR



**LAT PULL D-BAR
HANDLE**



VD HANDLE



V-HANDLE



TRICEP ROPE



**TRICEP SINGLE
ROPE**



ROWING HANDLE



V-BAR HANDLE



SNAP HOOK



**REVOLVING CURL
BAR**



SOLID LAT BAR



**REVOLVING PRESS
DOWN BAR**



**REVOLVING LOW
PULLEY BAR**



**TRICEPS PRESS
BAR**



KNOBS



SPIN BIKE SEAT



PEDAL



SKIPPING ROPE



SPIN BIKE NOBE




YOGA STRAP



5 IN 1 BENCH



SQUAT BAR



**LATEX
RESISTANCE BANDS**



OUR WEALTH – OUR CUSTOMERS



FS
TOWNSHIP



SYMSAFE
PVT LTD



RAJASTHAN
POLICE



JAIPUR
MILITARY
HOSPITAL



KEDIA
GROUP



AIRTEL



MANIPAL
UNIVERSITY



VARDHMAN
GROUP



MULTI FIT
JAIPUR



JDA

CANDLE THEME
PARK
COLLECTORATE



CONTACT US

+91 9214415293, +91 9829053582

Email Id. - bodytecfitness@yahoo.com

Address : BODYTEC FITNESS EQUIPMENT
COMPANY, Meena Ki Dhani, Benar Rd, near
Sarna Doongar, Sarna Doongar, Rajasthan
302012

www.bodytec.in



Scan for Location